



Life on Lady Slipper Lane

Free Flower Record Templates

Hello fellow garden friend!

I am excited to finally be somewhat organized when it comes to my cut flower garden this year! I have started some seeds and am already finding these templates extremely helpful for keeping track of all things cut flowers. I hope you find it helpful as well!

Happy gardening! -Carissa Curfman :)



If you are looking to edit or move any portion, click anywhere and select ungroup. This will allow you to edit and move things more easily. Please be respectful of my time and only utilize this record keeping template for your own personal use and don't sell or share as your own. Thank you! :)

How to use templates:

1. Make a copy of the template page by clicking on the little + button (duplicate page) next to the trash in the upper right corner above the document page.
2. Use the uploads tab on the left side of the Canva site and add pictures of each of your flower varieties. Then drag one into the picture frame on the document and add the name of the variety.
3. Repeat these steps as necessary for each variety of flowers that you plant.
4. Click on the share button, then download, and select PDF print. Download.
5. Print, three hole punch, and add to binder! Be sure to remember to fill out your records during the season!

Tab Title

Tab Title

Tab Title

Tab Title

Tab Title

Tab Title


Tab Title

Tab Title


Tab Title

Tab Title


Flower Category Name




Variety Name




Variety Name




Variety Name




Variety Name




Variety Name




Variety Name




Variety Name




Variety Name




Variety Name




Variety Name



Variety Name



Variety Name



Dahlia Name: _____

Field Location: _____

Source: _____

Save Seeds? ☒ OR ☐

Grow Again? ☒ OR ☐

Tuber Information

Date Planted Outside:

Number Tubers Sown:

Germination Date:

Cuttings Taken?

☒ OR ☐

Date Planted:

Method:

Date

Number Root Date

Seedling Information:

Cold Tolerant? ☒ OR ☐

Pinching? ☒ OR ☐ Date: _____ Acclimation Start Date: _____ Temperature: _____

Number of Seedlings Transplanted Outdoors: _____ Date: _____ Temperature: _____

Isolation Needed for Seed Saving? ☒ OR ☐

Seedling Locations: _____

Flower Information: First Flower Noticed Date: _____


Flowers Collected (# & Date): _____

Notes: _____

Total Cuttings Collected: _____

Number of Seeds Collected: _____

Number of Tubers Collected: _____



Flower Name: _____

Field Location: _____

Source: _____

Save Seeds? ☒ OR ☐

Grow Again? ☒ OR ☐

Seeding Information:

Depth:

Weeks before last frost:

Other:

Date Seeded:

Date Seeded:

Date Seeded:

Number Seeds Sown:

Number Seeds Sown:

Number Seeds Sown:

Germination Date:

Germination Date:

Germination Date:

Needed larger pot? ☒ OR ☐ Date:

Seedling Information:

Cold Tolerant? ☒ OR ☐

Pinching? ☒ OR ☐ Date: Acclimation Start Date: Temperature:

Number of Seedlings Transplanted Outdoors: Date: Temperature:

Isolation Needed for Seed Saving? ☒ OR ☐

Seedling Locations:

Flower Information: First Flower Noticed Date:

Flowers Collected (# & Date):

Notes:

Number of Seeds Collected: _____